



ODISHA STAFF SELECTION COMMISSION
Unit –II, Bhubaneswar – 751001

Notice No.IIE-25/2024- 735 /OSSC;

Date: 14.02.2025

Subject: Inviting objections to the Provisional Answer Keys of the Preliminary Examination of Combined Recruitment Examination for Junior Stenographer and Junior Grade Typist-2024 held on 09.02.2025.

Pursuant to Advertisement No. 4421/OSSC, Dtd. 06.11.2024, it is for information of all concerned who have appeared in the Preliminary Examination of Combined Recruitment Examination for Junior Stenographer and Junior Grade Typist-2024 held on 09.02.2025 that the provisional answer key is available on the Commission's website www.osscc.gov.in. Candidates concerned may register objection(s) on the provisional answer keys through online mode only by logging into the above website using their User Credentials latest by **16.02.2025**. Candidates are advised to refer to the User Manual attached below.

All candidates may note that an objection is decided on merit. How many persons filed objections has no bearing on its outcome. So, if one candidate has filed objection about a question and any new facts or arguments are not added, there is no need to file the same objection again.

By order of the Commission

28
14.02.2025
Secretary

Memo No. 736 /OSSC

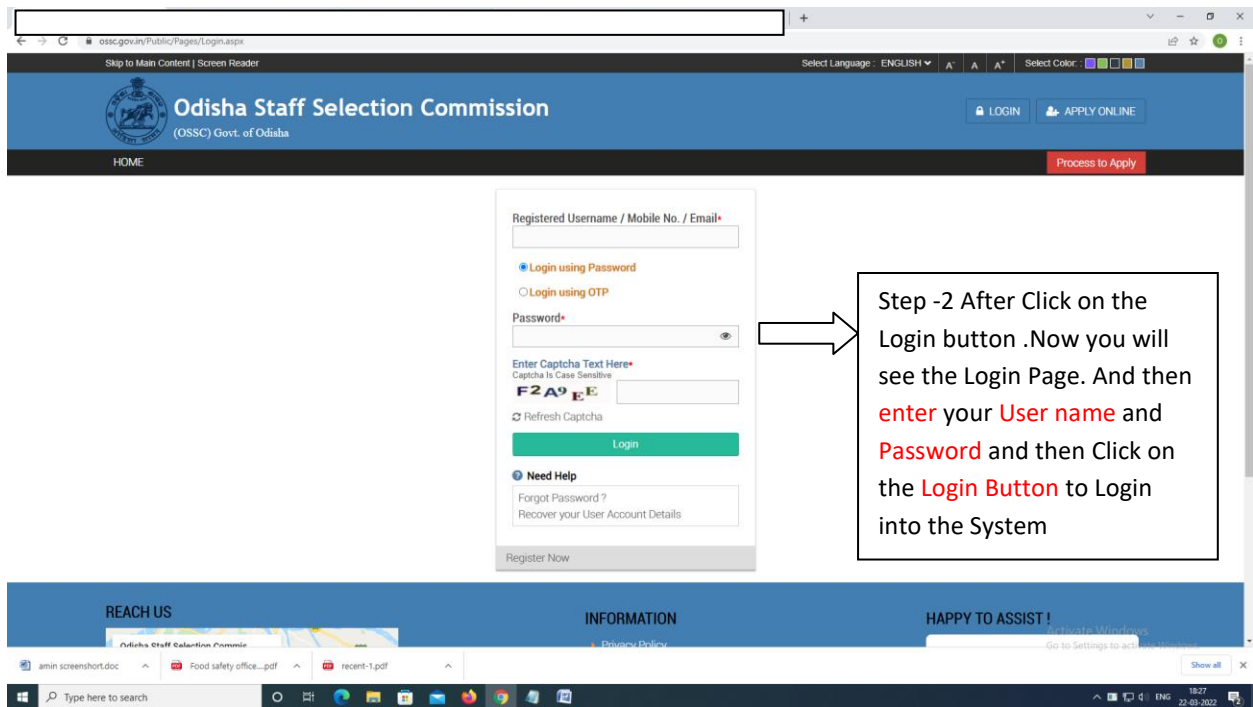
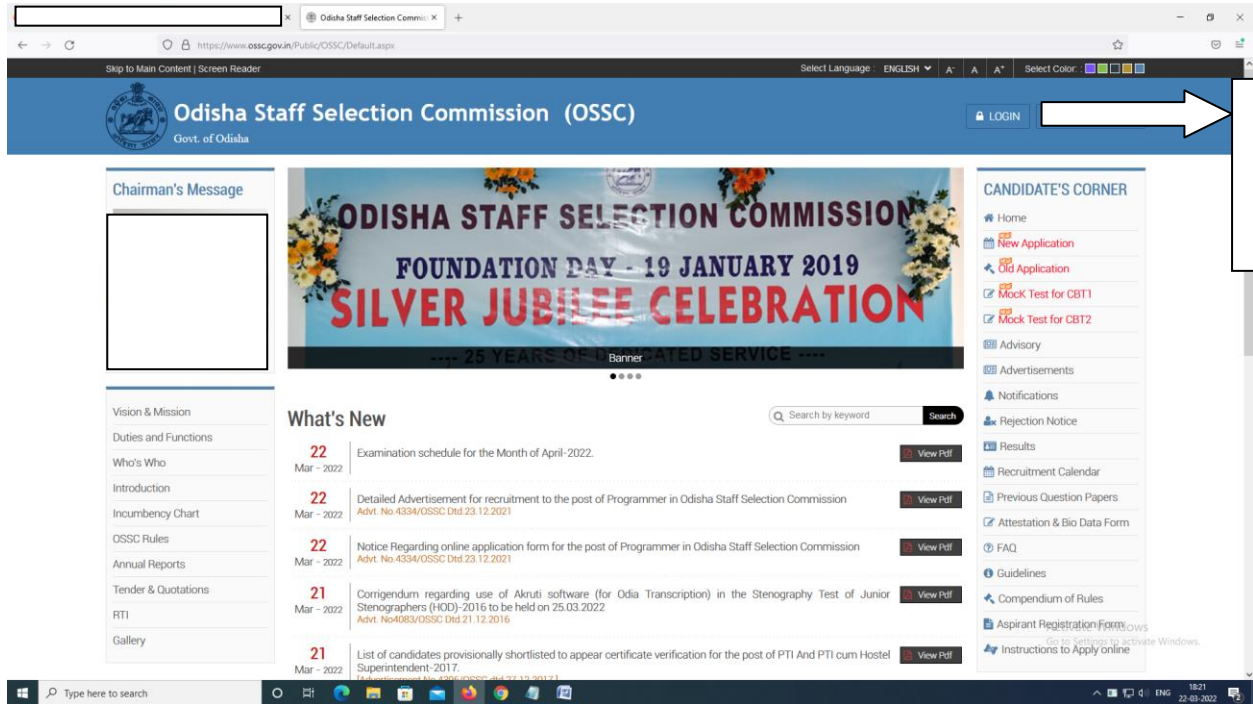
Date: 14.02.2025

Copy forwarded to the IRMS team for information and necessary action.
It is requested to upload the provisional answer key in the candidates' login interface.

28
14.02.2025
Secretary



Answer Key User manual



N.B- If you're unable to get your user Name and password then **click on Login Using OTP** Button to Login to the system

Answer Key User manual

The screenshot shows the OSSC login page with the following elements:

- Header: Odisha Staff Selection Commission (OSSC) Govt. of Odisha. Navigation links: LOGIN, APPLY ONLINE, Process to Apply.
- Form Fields: Registered Username / Mobile No. / Email* (with a callout box), Login using Password, Login using OTP (selected), Enter Captcha Text Here* (E2 SNR3), Refresh Captcha, Generate OTP button.
- Callout Box: (After entering the mobile no click on **login using otp** option below to generate otp and login to the system)
- Footer: REACH US (map), INFORMATION (Privacy Policy, Usage Terms & Conditions), HAPPY TO ASSIST! (0674-2394466).

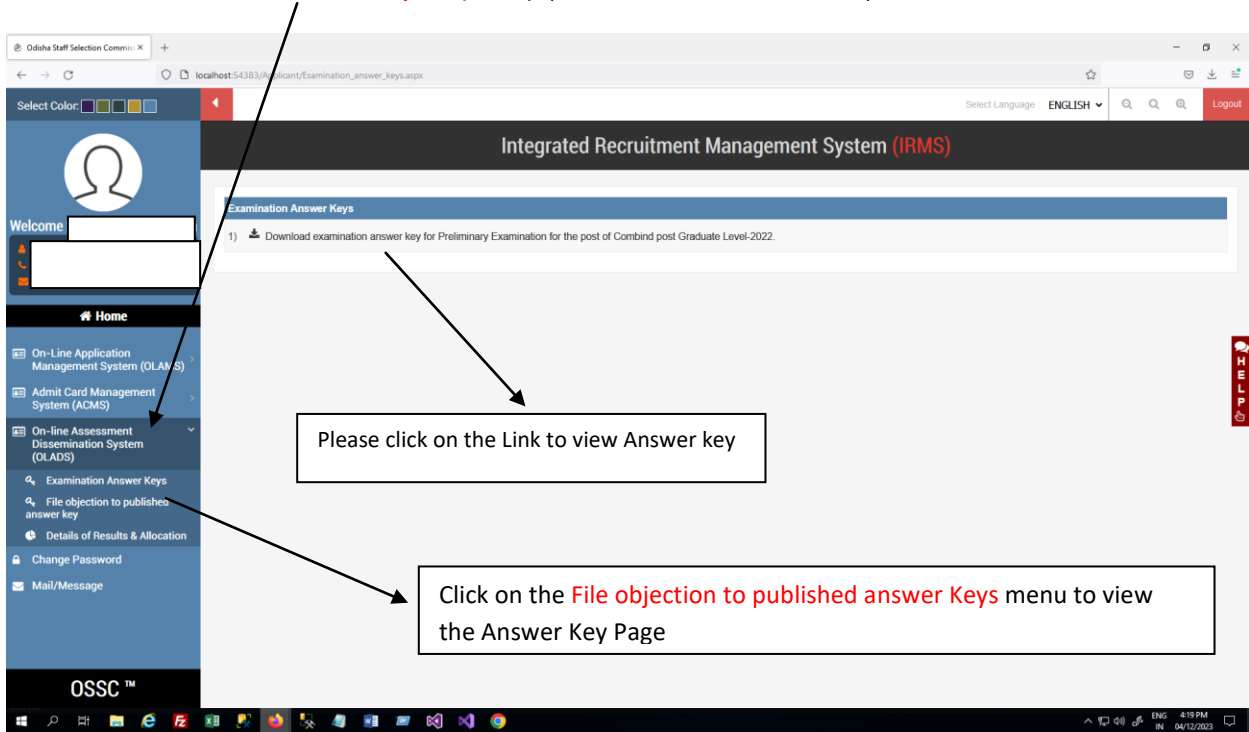
The screenshot shows the OSSC login page with the following elements:

- Header: Odisha Staff Selection Commission (OSSC) Govt. of Odisha. Navigation links: LOGIN, APPLY ONLINE, Process to Apply.
- Form Fields: Registered Username / Mobile No. / Email* (with a callout box), Login using Password, Login using OTP (selected), OTP sent to (with a callout box), Enter OTP* (with a callout box), Enter Captcha Text Here* (QHY5 SM), Refresh Captcha, Login button.
- Callout Boxes: Enter the OTP Click on Login Button (pointing to the OTP field), Enter the OTP Click on Login Button (pointing to the Login button).
- Footer: REACH US, INFORMATION, HAPPY TO ASSIST!, Activate Windows.

Answer Key User manual

N.B-Now you will be able to view your Welcome Page Like above Mention Image .

click on **On-line Assessment Dissemination System (OLADS)** option to view the Revised Answer key



After Click on **File objection to published answer Keys** candidates will be able to view the page

